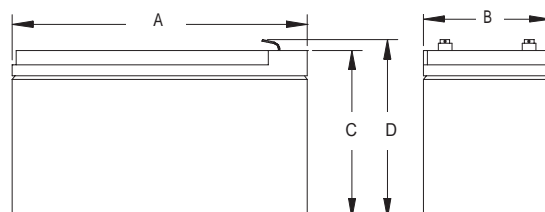


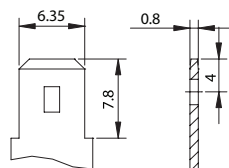
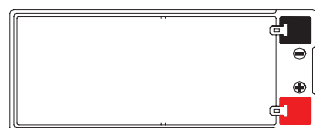
D12150D

Cyclic AGM Battery Block

Discover® AGM Series VRLA Industrial Batteries provide superior high integrity and reliability for commercial, industrial, and private applications. The maintenance-free Valve Regulated Lead Acid (VRLA) construction make Discover® Standard AGM Series Batteries the definitive choice for mobility and Home Medical Equipment (HME), solar and renewable energy, electronics and security, marine and RV, and utility applications.



Terminal (F2)



Mechanical Specifications

Industry Reference	-	
Length [A]	5.94 in	151 mm
Width [B]	3.86 in	98 mm
Height [C]	3.74 in	95 mm
Total Height [D]	3.98 in	101 mm
Weight	9.15 lbs	4.15 kgs
Terminal (Opt'l)	F2	
Terminal Torque NM	-	
Cells	6 Cell	

CAUTION:** Extra considerations must be given to depths of discharge, operating voltages and currents when designing systems for use at maximum temperatures.

Electrical Specifications

Volts	12 V
RINT	12 mOhms
Short Circuit (68°F / 20°C)	-
20 HR	15 Ah
10 HR	14.5 Ah
5 HR	14.0 Ah
1 HR	9.65 Ah
15 MIN	-
Standard Charge	50°F / -10°C to 122°F / 50°C
Standard Discharge	-4°F / -20°C to 122°F / 50°C
Maximum Discharge**	-40°F / -40°C to 140°F / 60°C

Discharge Constant Current (Amperes at 77°F / 25 °C)

End Point V/C	5 MIN	10 MIN	15 MIN	30 MIN	1 HR	3 HR	5 HR	10 HR	20 HR
1.60V	54.2	40.1	28.1	16.1	9.65	3.89	2.83	1.46	0.78
1.65V	52.9	23.5	16.3	9.79	5.75	2.29	1.56	0.87	0.46
1.70V	50.9	39.2	27.2	15.8	9.57	3.82	2.82	1.46	0.77
1.75V	49.7	37.9	26.4	15.5	9.50	3.75	2.81	1.45	0.76
1.80V	48.7	35.1	23.2	15.0	9.38	3.57	2.72	1.42	0.73

Discharge Constant Power (Watts at 77°F / 25 °C)

End Point V/C	5 MIN	10 MIN	15 MIN	30 MIN	45 MIN	1 HR	2 HR	3 HR	5 HR
1.60V	120	74.2	57.6	32.7	24.2	19.2	10.5	7.24	5.58
1.65V	114	72.3	56.4	31.2	23.7	18.7	10.4	7.16	5.56
1.70V	108	71.6	53.6	30.9	22.8	18.4	10.2	7.01	5.54
1.75V	102	68.6	52.1	29.4	21.5	17.8	9.92	6.81	5.50
1.80V	96.8	65.5	49.1	27.7	20.4	17.4	9.64	6.55	5.41

AGM Series Features & Benefits

- Tank formed lead-tin-calcium plates deliver consistent dependable performance and promote long life.
- Maintenance-free technology
- 99% gas recombination for extended life in float applications.
- Multiple terminal, configuration options and carrying handles available with most models.
- Classified as a non-spillable battery and is not restricted for transportation by:
 - Air (ATA/ICAO provision 67)
 - Surface (DOT-CFR-HMR49)
 - Water (per IMDG amendment 27).
- Flame retardant ABS case and cover with UL94 V0 rating available.
- UL924 recognized flame arresting low pressure safety vents available.
- 98% recyclable.

Certifications and Standards

Designed in accordance with and published in compliance with applicable BCI, IEC and BS EN standards, including:

- IEC60896-21/22
- BS EN 60254-1:2005
- AS/NZS 4029.2:2000 BS EN 60254-1:2005 (MOD).

Discover® and its facilities and products are certified to multiple standards:

- ISO, UL, QS, and TUV standards
- ETTS Germany
- Euro Bat classification for Environmental Stewardship Standards.



Contact Us

Discover Energy Corp.
 Suite 880-999 West Broadway
 Vancouver BC V5Z 1K5 Canada
 Tel: 604.730.2877
 Email: info@discover-energy.com
www.discover-energy.com

Charging

Max Charge / Discharge Currents	Peak (5 seconds)	Peak (10 seconds)	Max Continuous
Charge	1C20Hr	0.75C20Hr	0.25C20Hr
Discharge	15C20Hr	10C20Hr	0.5C20Hr

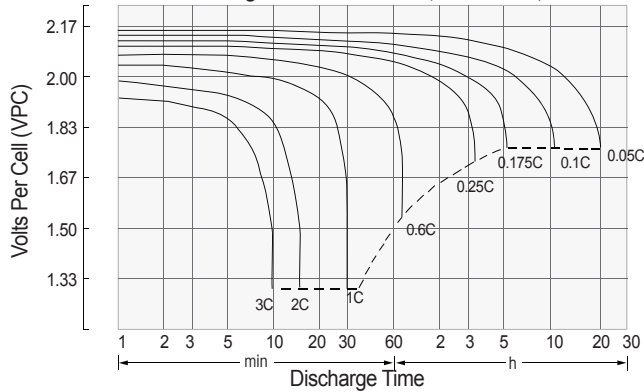
“Float” or “Stand-By” Service: Hold a constant voltage source of 2.25vpc to 2.30vpc continuously. When held at this voltage, the battery will seek its own current level and maintain itself in a fully charged condition.

Cyclic Application: Limit initial currents to 0.25C20 ampere. Charge until battery voltage (under charge) reaches 2.4 to 2.45vpc. Hold at 2.40 to 2.45vpc until current drops to under 0.01C20 ampere. Battery is fully charged under these conditions, and charger should be disconnected or switched to “float” voltage.

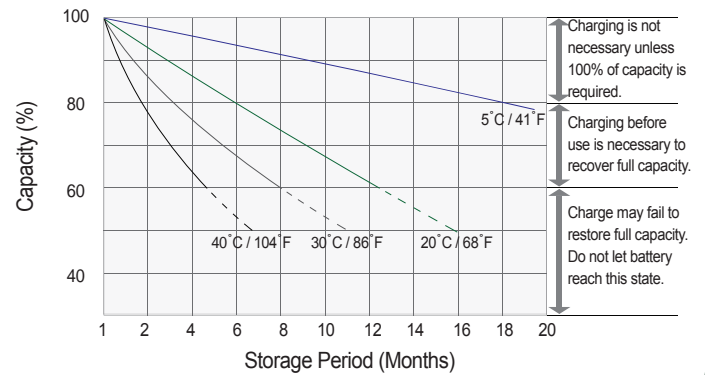
Temperature Coefficient: Adjust Charging Voltage to $\pm 0.005\text{vpc}/^\circ\text{C}$, $0.003\text{vpc}/^\circ\text{F}$ from $25^\circ\text{C} / 77^\circ\text{F}$.

Performance Characteristics

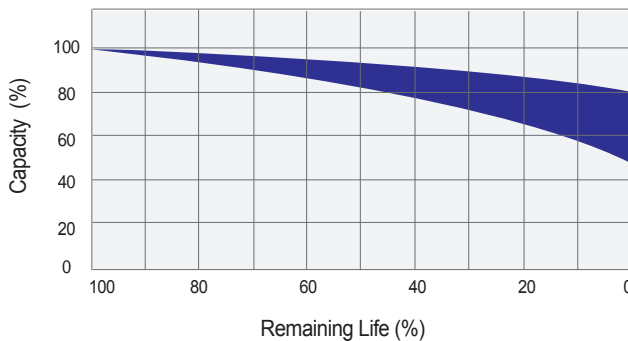
Discharge Characteristics ($20^\circ\text{C} / 68^\circ\text{F}$)



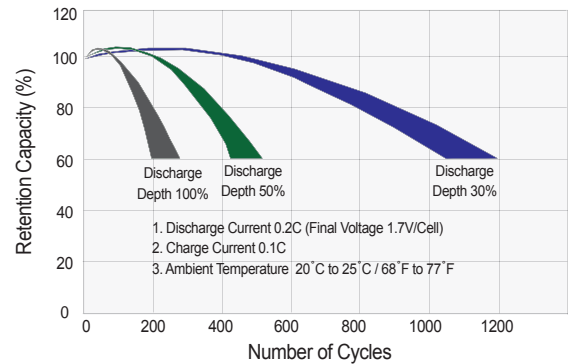
Self-Discharge Characteristics



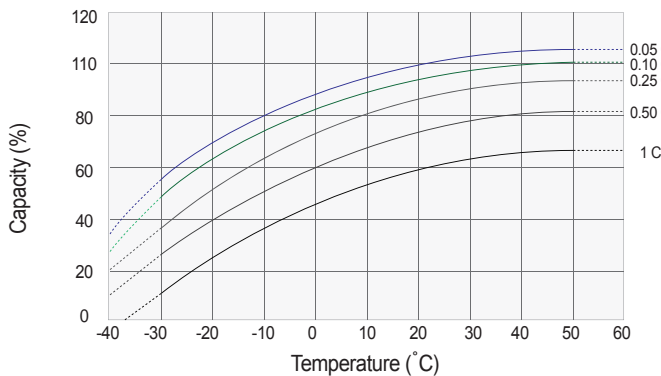
Life Characteristics in Stand-By Use



Life Characteristics in Cyclic Use
(Cyclic Models Only)



Temperature Effects on Capacity



Temperature Effects on Float Life

